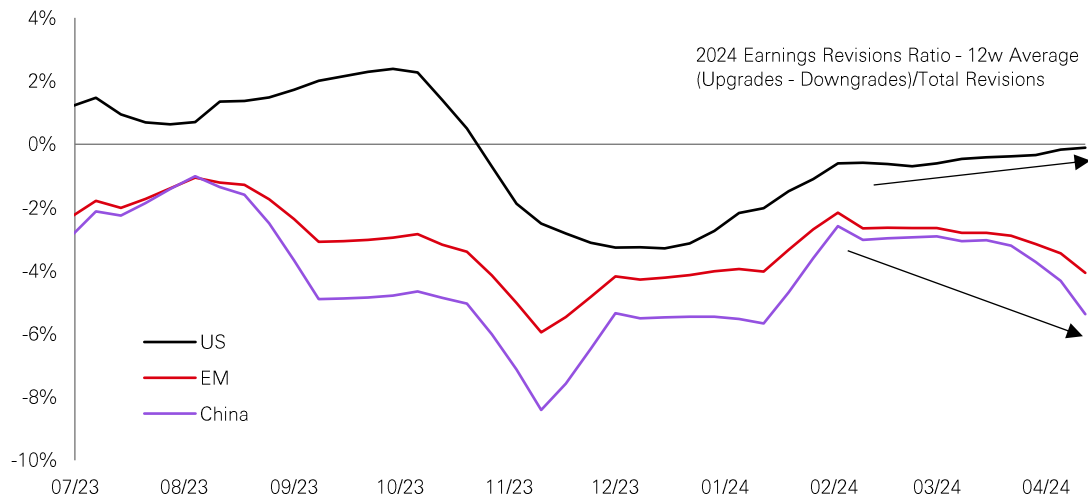




# Investment Weekly

29 April 2024

## Chart of the week – Diverging earnings momentum



Investor sentiment continues to be hobbled by a higher-for-longer US interest rate outlook. **This makes this Q1 earnings season especially important.** On this front, results have been mixed so far, with Q1 EPS growth now expected at just 0.5% year-on-year, lower than the 3.4% predicted as recently as last month. It's still early days and a lot will hinge on the performance of the 'Magnificent Seven' technology mega-caps.

US profits expectations for the full year 2024 have been on an improving trend over the past few months. This has come amid ongoing economic resilience. And analysts expect EPS growth to become less dependent on the big tech names as the year progresses.

Most EM stock markets have seen a downward trend in earnings revisions. This divergence reflects the strain of higher-for-longer Fed rates, as well as FX volatility caused by the strong US dollar.

But it's not all bad. Q1 earnings in Asia have so far modestly surprised to the upside. Trade flows are improving amid a recovery in chip demand. And policy support in mainland China is showing signs of success. If that continues, the earnings outlook can stabilise.

### Market Spotlight

#### Frontier resilience

Frontier market stocks have been caught up in the global equity sell-off this month. Nevertheless, the drawdown has been relatively minor (-4%) despite the prospect of higher-for-longer US rates weighing on performance.

One possible reason for this is that the frontier basket benefits from low intra-country correlations. This implies diversified performance and lower volatility. Frontier markets are generally dominated by domestic investors with idiosyncratic local issues also driving sentiment, and are relatively under-owned by global investors (and seemingly undervalued).

But that's not all. Correlations vis-a-vis EMs and DMs are also low, making exposure a potential source of portfolio diversification. Frontiers are also some of the world's fastest growing economies – including Asian giants such as the Philippines and Vietnam (22% and 16% of MSCI Frontier Emerging, respectively). The former is expected to see further benefits from 'friend-shoring', while the latter is expected to lead the way in Asia's policy easing cycle.

#### Gold is Shining →

Exploring the drivers behind the recent winning streak in the gold price

#### Return of the 60/40 →

How a classic diversified strategy could still be working for investors

#### Asia Rates Outlook →

What Indonesia's surprise rate hike means for policy across Asia

**The value of investments and any income from them can go down as well as up and investors may not get back the amount originally invested. Past performance does not predict future returns.**

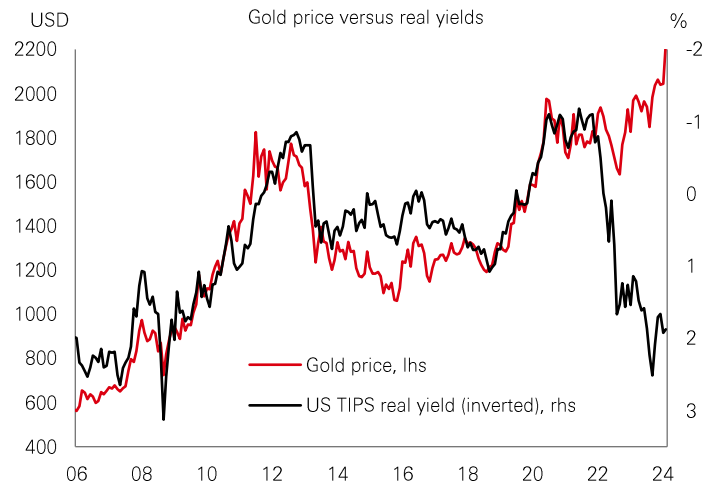
Source: HSBC Asset Management. Macrobond, Bloomberg. Data as at 11.30am UK time 26 April 2024.

### All that glitters

Gold has broken higher since the start of March, rising by as much as 15%. Renewed concern about persistent inflation is likely to have played a role, given that gold has historically been an inflation hedge. But gold also tends to benefit from investor anxiety, which has been rising on recent geopolitical tensions.

On a more structural basis, gold has done well recently as investors confront longer-term challenges such as climate change, economic fragmentation, and resource nationalism – which are all inflationary and raise economic uncertainty. We have also seen major EMs diversify their FX reserves away from dollar-denominated assets amid geopolitical tensions and discomfort with the US fiscal position.

One consequence of these developments is that the historically close inverse correlation between the gold price and real US Treasury yields has, for now, broken down. This is one reason to be cautious on the yellow metal even if it is likely to remain in favour by investors looking for a potential portfolio hedge in the ‘multi-polar world’.

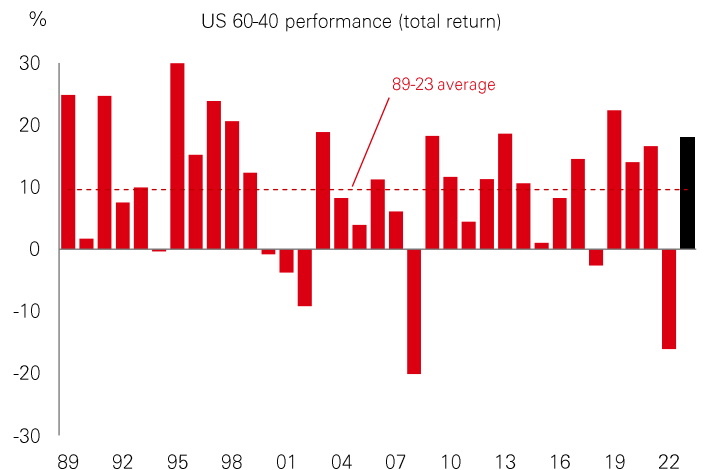


### Putting cash to work in portfolios

The classic 60/40 stock-bond portfolio – which balances upside exposure to equities with the downside protection of bonds – has been a historically reliable way of delivering solid risk-adjusted returns. But it stopped working in 2022, as the two usually uncorrelated assets both fell. Amid elevated inflation and an uncertain outlook, the risk of persistently high stock-bond correlations has been cited as a reason to give up on the strategy.

But its death seems greatly exaggerated. Last year, the 60/40 saw a solid gain of 18% on a total return basis and is up year-to-date. In part, that’s been driven by a rebound in stocks. But with the market pricing-in a higher-for-longer rates outlook, bond yields remain elevated. This makes the income component from bonds a meaningful source of returns in the mix.

And if we get an adverse growth shock or policy rate cuts, there is potential for capital gains from bonds. What will be crucial, however, is further progress on disinflation. This would bring back the idea of central bank ‘policy puts’ that can lower the stock-bond correlation.

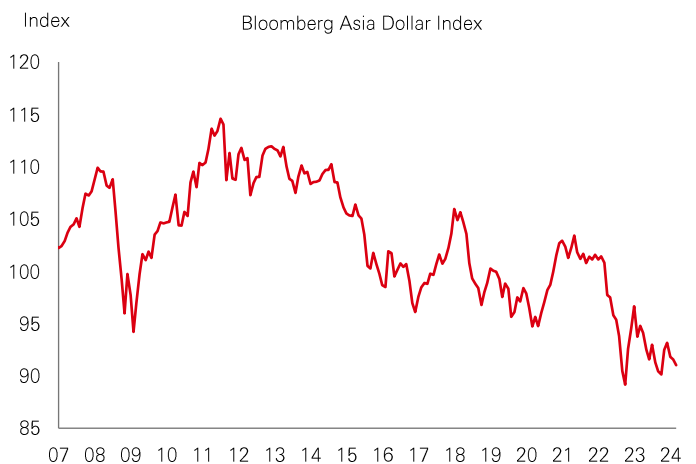


### Surprise in Indonesia

Against a backdrop of a growing number of global central banks cutting interest rates, headlines about a surprise rate hike in Indonesia last week were attention-grabbing. Bank Indonesia Governor Warjiyo justified the decision to raise interest rates to 6.25% as a response to “worsening global risks” and as a “pre-emptive and forward-looking” measure to assert inflation control.

Across Asia, the key macro discussion is about the implication of higher-for-longer US interest rates and the stronger oil price. A hawkish Fed and ‘king dollar’ push Asian currencies lower and casts doubt over any rate cutting cycle.

Recent data in Asia have shown some modest inflation surprises, and favourable base effects are set to fade during Q2. That means that there is little urgency for Asian central banks to follow the lead of the LatAm and East European early rate cutters. Crucially, last week’s BI move shouldn’t be seen as a turn in strategy back to rate hikes; that’s not warranted on growth and inflation trends. Instead, the Asia rate cut cycle looks delayed and, when it comes, could be shallower than analysts had assumed.



**Past performance does not predict future returns. The level of yield is not guaranteed and may rise or fall in the future.**

Source: HSBC Asset Management. Macrobond, Bloomberg. Data as at 11.30am UK time 26 April 2024.



## Key Events and Data Releases

### Last week

Date	Country	Indicator	Data as of	Actual	Prior
Mon. 22 April	CN	Loan Prime Rate (1 yr)	Apr	3.45%	3.45%
	MX	IGAE Economic Activity Index (mom)	Feb	1.4%	-0.9%
Tue. 23 April	EZ	HCOB Eurozone Composite PMI	Apr (P)	51.4	50.3
	US	S&P Global Composite PMI	Apr (P)	50.9	52.1
	IN	Composite PMI	Apr (P)	62.2	61.8
Wed. 24 April	GE	Ifo Business Climate Index	Apr	89.4	87.9
Thu. 25 April	US	GDP (q-o-q annualised)	Q1	1.6%	3.4%
	TK	Turkey Central Bank Interest Rate Decision	Apr	50.0%	50.0%
Fri. 26 April	JP	BoJ Monetary Policy Meeting	Apr	0.10%	0.10%
	US	Core PCE Deflator (y-o-y)	Mar	-	2.8%

P – Preliminary, Q – Quarter EZ – Eurozone, TK – Turkey, IN – India, GE – Germany, CN – China, MX – Mexico, JP – Japan

### The week ahead

Date	Country	Indicator	Data as of	Survey	Prior
Mon. 29 April	US	Q1 US earnings			
Tue. 30 April	JP	Industrial Production (mom)	Mar (P)	3.5%	-0.6%
	CN	Official Manufacturing PMI	Apr	50.3	50.8
	EZ	Eurozone CPI (y-o-y)	Apr (P)	2.4%	2.4%
	EZ	Eurozone GDP (q-o-q)	Q1 (P)	0.2%	-0.1%
	US	Employment Cost Index (q-o-q)	Q1	1.0%	0.9%
	US	Conference Board Consumer Confidence Index	Apr	104.1	104.7
	MX	GDP (q-o-q)	Q1 (P)	-	0.1%
Wed. 1 May	US	ISM Manufacturing Index	Apr	50.1	50.3
	US	FOMC Interest Rate Decision	Jun	5.50%	5.50%
Fri. 3 May	EZ	Eurozone Unemployment Rate	Mar	6.5%	6.5%
	US	Change in Non-Farm Payrolls	Apr	250k	303k
	US	ISM Services Index	Apr	52.0	51.4

P – Preliminary, Q – Quarter CN – China, EZ – Eurozone, IN – India, MX – Mexico, JP – Japan

Source: HSBC Asset Management. Data as at 11.30am UK time 26 April 2024.



Rising US inflation worries weighed on core government bonds, with risk markets resilient and the DXY index softer. The US core PCE deflator surprised on the upside in Q1 2024, reinforcing the current market narrative of higher-for-longer US rates ahead of FOMC meeting this week. US equities posted decent gains in choppy trading amid mixed Q1 earnings. The Euro Stoxx 50 index eked out small gains on improving sentiment towards the eurozone economy. Broad-based yen weakness boosted the Nikkei as the BoJ left policy on hold in April, with the FY24 inflation forecast upgraded to 2.8%. In EM, the Shanghai Composite index fell modestly, but India's Sensex remained in positive territory. In commodities, oil snapped a two-week losing streak on persistent supply concerns. Easing geopolitical concerns weighed on gold.

## Disclaimer

This document or video is prepared by The Hongkong and Shanghai Banking Corporation Limited ("HBAP"), 1 Queen's Road Central, Hong Kong. HBAP is incorporated in Hong Kong and is part of the HSBC Group. This document or video is distributed and/or made available, HSBC Bank (China) Company Limited, HSBC Bank (Singapore) Limited, HSBC Bank Middle East Limited (UAE), HSBC UK Bank Plc, HSBC Bank Malaysia Berhad (198401015221 (127776-V))/HSBC Amanah Malaysia Berhad (20080100642 1 (807705-X)), HSBC Bank (Taiwan) Limited, HSBC Bank plc, Jersey Branch, HSBC Bank plc, Guernsey Branch, HSBC Bank plc in the Isle of Man, HSBC Continental Europe, Greece, The Hongkong and Shanghai Banking Corporation Limited, India (HSBC India), HSBC Bank (Vietnam) Limited, PT Bank HSBC Indonesia (HBID), HSBC Bank (Uruguay) S.A. (HSBC Uruguay is authorised and oversought by Banco Central del Uruguay), HBAP Sri Lanka Branch, The Hongkong and Shanghai Banking Corporation Limited – Philippine Branch, HSBC Investment and Insurance Brokerage, Philippines Inc, and HSBC FinTech Services (Shanghai) Company Limited and HSBC Mexico, S.A. Multiple Banking Institution HSBC Financial Group (collectively, the "Distributors") to their respective clients. This document or video is for general circulation and information purposes only.

The contents of this document or video may not be reproduced or further distributed to any person or entity, whether in whole or in part, for any purpose. This document or video must not be distributed in any jurisdiction where its distribution is unlawful. All non-authorised reproduction or use of this document or video will be the responsibility of the user and may lead to legal proceedings. The material contained in this document or video is for general information purposes only and does not constitute investment research or advice or a recommendation to buy or sell investments. Some of the statements contained in this document or video may be considered forward looking statements which provide current expectations or forecasts of future events. Such forward looking statements are not guarantees of future performance or events and involve risks and uncertainties. Actual results may differ materially from those described in such forward-looking statements as a result of various factors. HBAP and the Distributors do not undertake any obligation to update the forward-looking statements contained herein, or to update the reasons why actual results could differ from those projected in the forward-looking statements. This document or video has no contractual value and is not by any means intended as a solicitation, nor a recommendation for the purchase or sale of any financial instrument in any jurisdiction in which such an offer is not lawful. The views and opinions expressed are based on the HSBC Global Investment Committee at the time of preparation and are subject to change at any time. **These views may not necessarily indicate HSBC Asset Management's current portfolios' composition.**

**Individual portfolios managed by HSBC Asset Management primarily reflect individual clients' objectives, risk preferences, time horizon, and market liquidity.**

The value of investments and the income from them can go down as well as up and investors may not get back the amount originally invested. Past performance contained in this document or video is not a reliable indicator of future performance whilst any forecasts, projections and simulations contained herein should not be relied upon as an indication of future results. Where overseas investments are held the rate of currency exchange may cause the value of such investments to go down as well as up. Investments in emerging markets are by their nature higher risk and potentially more volatile than those inherent in some established markets. Economies in emerging markets generally are heavily dependent upon international trade and, accordingly, have been and may continue to be affected adversely by trade barriers, exchange controls, managed adjustments in relative currency values and other protectionist measures imposed or negotiated by the countries with which they trade. These economies also have been and may continue to be affected adversely by economic conditions in the countries in which they trade. Investments are subject to market risks, read all investment related documents carefully.

This document or video provides a high-level overview of the recent economic environment and has been prepared for information purposes only. The views presented are those of HBAP and are based on HBAP's global views and may not necessarily align with the Distributors' local views. It has not been prepared in accordance with legal requirements designed to promote the independence of investment research and is not subject to any prohibition on dealing ahead of its dissemination. It is not intended to provide and should not be relied on for accounting, legal or tax advice. Before you make any investment decision, you may wish to consult an independent financial adviser. In the event that you choose not to seek advice from a financial adviser, you should carefully consider whether the investment product is suitable for you. You are advised to obtain appropriate professional advice where necessary.

The accuracy and/or completeness of any third-party information obtained from sources which we believe to be reliable might have not been independently verified, hence Customer must seek from several sources prior to making investment decision.

**The following statement is only applicable to HSBC Mexico, S.A. Multiple Banking Institution HSBC Financial Group with regard to how the publication is distributed to its customers:** This publication is distributed by Wealth Insights of HSBC México, and its objective is for informational purposes only and should not be interpreted as an offer or invitation to buy or sell any security related to financial instruments, investments or other financial product. This communication is not intended to contain an exhaustive description of the considerations that may be important in making a decision to make any change and/or modification to any product, and what is contained or reflected in this report does not constitute, and is not intended to constitute, nor should it be construed as advice, investment advice or a recommendation, offer or solicitation to buy or sell any service, product, security, merchandise, currency or any other asset.

Receiving parties should not consider this document as a substitute for their own judgment. The past performance of the securities or financial instruments mentioned herein is not necessarily indicative of future results. All information, as well as prices indicated, are subject to change without prior notice; Wealth Insights of HSBC Mexico is not obliged to update or keep it current or to give any notification in the event that the information presented here undergoes any update or change. The securities and investment products described herein may not be suitable for sale in all jurisdictions or may not be suitable for some categories of investors.

The information contained in this communication is derived from a variety of sources deemed reliable; however, its accuracy or completeness cannot be guaranteed. HSBC México will not be responsible for any loss or damage of any kind that may arise from transmission errors, inaccuracies, omissions, changes in market factors or conditions, or any other circumstance beyond the control of HSBC. Different HSBC legal entities may carry out distribution of Wealth Insights internationally in accordance with local regulatory requirements.

### Important Information about the Hongkong and Shanghai Banking Corporation Limited, India ("HSBC India")

HSBC India is a branch of The Hongkong and Shanghai Banking Corporation Limited. HSBC India is a distributor of mutual funds and referrer of investment products from third party entities registered and regulated in India. HSBC India does not distribute investment products to those persons who are either the citizens or residents of United States of America (USA), Canada, Australia or New Zealand or any other jurisdiction where such distribution would be contrary to law or regulation.

**The following statement is only applicable to HSBC Bank (Taiwan) Limited with regard to how the publication is distributed to its customers:** HSBC Bank (Taiwan) Limited ("the Bank") shall fulfill the fiduciary duty act as a reasonable person once in exercising offering/conducting ordinary care in offering trust services/ business. However, the Bank disclaims any guarantee on the management or operation performance of the trust business.

**The following statement is only applicable to PT Bank HSBC Indonesia ("HBID"):** PT Bank HSBC Indonesia ("HBID") is licensed and supervised by Indonesia Financial Services Authority ("OJK"). Customer must understand that historical performance does not guarantee future performance. Investment product that are offered in HBID is third party products, HBID is a selling agent for third party product such as Mutual Fund and Bonds. HBID and HSBC Group (HSBC Holdings Plc and its subsidiaries and associates company or any of its branches) does not guarantee the underlying investment, principal or return on customer investment. Investment in Mutual Funds and Bonds is not covered by the deposit insurance program of the Indonesian Deposit Insurance Corporation (LPS).

### Important information on ESG and sustainable investing

In broad terms "ESG and sustainable investing" products include investment approaches or instruments which consider environmental, social, governance and/or other sustainability factors to varying degrees. Certain instruments we classify as sustainable may be in the process of changing to deliver sustainability outcomes. There is no guarantee that ESG and Sustainable investing products will produce returns similar to those which don't consider these factors. ESG and Sustainable investing products may diverge from traditional market benchmarks. In addition, there is no standard definition of, or measurement criteria for, ESG and Sustainable investing or the impact of ESG and Sustainable investing products. ESG and Sustainable investing and related impact measurement criteria are (a) highly subjective and (b) may vary significantly across and within sectors.

HSBC may rely on measurement criteria devised and reported by third party providers or issuers. HSBC does not always conduct its own specific due diligence in relation to measurement criteria. There is no guarantee: (a) that the nature of the ESG / sustainability impact or measurement criteria of an investment will be aligned with any particular investor's sustainability goals; or (b) that the stated level or target level of ESG / sustainability impact will be achieved. ESG and Sustainable investing is an evolving area and new regulations are being developed which will affect how investments can be categorised or labelled. An investment which is considered to fulfil sustainable criteria today may not meet those criteria at some point in the future.

THE CONTENTS OF THIS DOCUMENT OR VIDEO HAVE NOT BEEN REVIEWED BY ANY REGULATORY AUTHORITY IN HONG KONG OR ANY OTHER JURISDICTION.

YOU ARE ADVISED TO EXERCISE CAUTION IN RELATION TO THE INVESTMENT AND THIS DOCUMENT OR VIDEO. IF YOU ARE IN DOUBT ABOUT ANY OF THE CONTENTS OF THIS DOCUMENT OR VIDEO, YOU SHOULD OBTAIN INDEPENDENT PROFESSIONAL ADVICE.

© Copyright 2024. The Hongkong and Shanghai Banking Corporation Limited, ALL RIGHTS RESERVED.

No part of this document or video may be reproduced, stored in a retrieval system, or transmitted, on any form or by any means, electronic, mechanical, photocopying, recording or otherwise, without the prior written permission of The Hongkong and Shanghai Banking Corporation Limited.