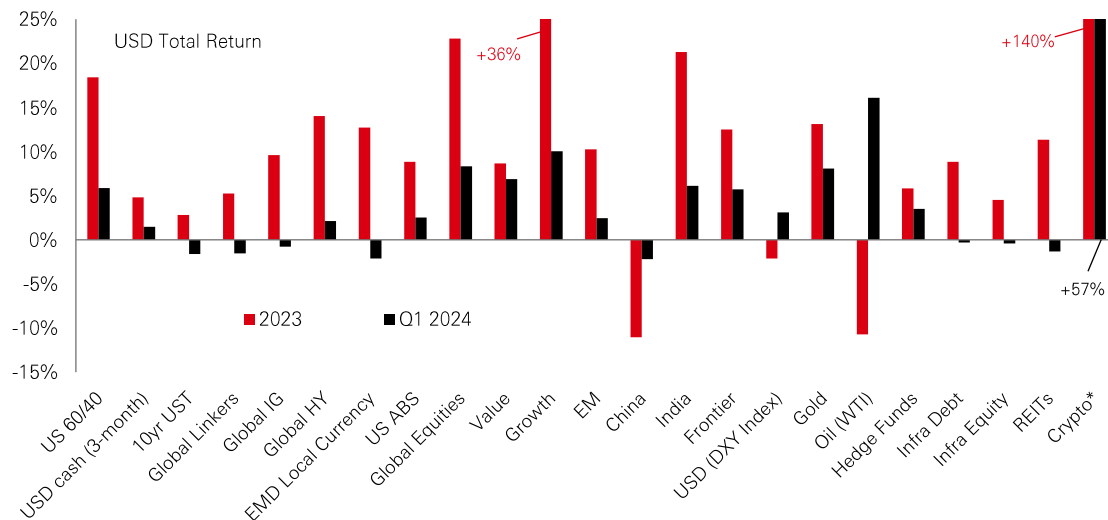


Investment Weekly

8 April 2024

Chart of the week – Looking back at markets in Q1



Q1 was a good quarter for stocks, but a tougher one for government bonds. Growing animal spirits boosted risk assets, as economic data remained broadly consistent with a soft-landing scenario. Corporate profits came in better-than-expected, with strong tech sector results and AI enthusiasm keeping quality growth stocks ahead of the pack. Crypto rallied hard, credit spreads moved to multi-year tight, and oil prices rose. And although the market priced out a number of 2024 rate cuts, central bankers are still eyeing a summer policy pivot, helping to buoy risk appetite.

Risk-on sentiment helped EM stocks. As in 2023, returns were dispersed across regions. Frontier stocks continued to perform, extending last year's trend. India continued to outpace China, as investors digested China's economic challenges and India's strong activity data. But, in a change of fortunes, Asia outperformed both LatAm and EMEA.

Meanwhile, government bonds struggled as economic resilience and signs of inflation persistence pushed out the timing of rate cuts. This supported the US dollar and gold, with the yellow metal still finding support from diversification efforts by central bank reserve managers.

In the near-term, there's no obvious macro event that will derail the bull market; risk-off catalysts are likely more behavioural. Further out, amid elevated geopolitical uncertainty and restrictive policy settings, there are still risks the soft-landing morphs into something less benign. The profits and default scenario embedded in market pricing looks optimistic.

Market Spotlight

Venturing into Venture Capital

The venture capital (VC) market endured significant turbulence in 2023, including a challenging fundraising environment, the failure of Silicon Valley Bank and limited exit market activity. Valuations have also been falling with many companies experiencing 'down rounds' where a firm raises capital at one valuation, and the next time they raise cash, it's at a lower valuation. In the US, for example, 14.2% of deals were 'down rounds' in 2023 – the highest proportion since 2017.

Despite this, we believe that it is possible to be proactive as an investor, targeting parts of the market that are likely to be better protected and experiencing rising demand. Climate tech is one such area. Policy tailwinds provide a long-term path towards innovation as a means hitting climate goals. Climate-focused technologies, such as electric vehicles, are also increasingly becoming a part of daily lives.

More generally, we believe a focus on early-stage investments will help reduce dependence on initial public offerings (IPOs) as a future exit route, leading to some protection from the volatile IPO market.

Equity Factors →

What's the outlook for growth versus value?

Fed Outlook →

Why investors may be too hawkish on their Fed view

Credit Markets →

Why overall credit yields are helping to maintain inflows

The value of investments and any income from them can go down as well as up and investors may not get back the amount originally invested.

Source: HSBC Asset Management. Macrobond, Bloomberg. Data as at 11am UK time 05 April 2024. * Crypto is represented by Bloomberg Galaxy index

A growth/value 'triple top'

Technical analysts are on high alert with a 'triple top' formation between growth and value stock prices. Can growth stocks break this 'resistance', and keep on winning?

Stock market performance has broadened out in recent weeks, with value holding its own. That's because investors have high confidence in the economic soft landing. Laggard sectors, like materials or industrials, should catch up. Value stocks look cheap too, trading at a big discount to growth on standard metrics. And, after serial outperformance, growth could be due for profit taking.

On the other hand, if global activity deteriorates, growth stocks are the natural beneficiaries. Their profits are less exposed to macro downturns. Plus, falling bond yields should favour longer duration stocks, like growth companies.

Beyond the cyclical time frame, much will depend on where interest rates finally settle. For now, like the technical analysts, we'll be watching price action closely.

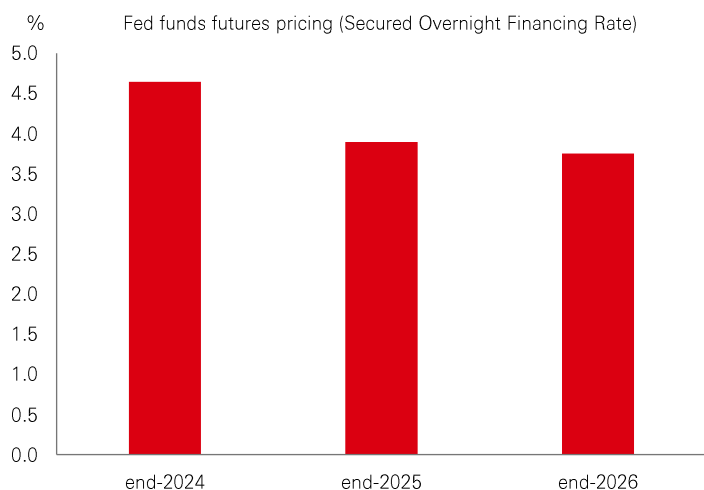


Are markets too hawkish on the Fed outlook?

When discussing the Fed outlook, investors' common question is: 'what if the Fed doesn't cut rates this year?'. What's implicit here is little concern over disappointing growth outcomes later this year. Market pricing echoes this, at one point last week pencilling-in fewer than the three rate cuts the Fed itself expects. This means downside growth surprises could result in a meaningful pickup in volatility.

However, more importantly, the main argument given for the Fed not cutting this year is that inflation proves to be sticky, reflecting continued strong demand. This is a reasonable concern and probably the main risk to the central 'soft-ish' landing scenario. But what does it mean for 2025 and beyond?

Arguably, **tighter-for-longer policy in the near term increases the risk of a hard landing for the economy further down the road** (and significant rate cuts). Market pricing for Fed funds of around 4.00% at end-2025 and 3.75% by end-2026, therefore, simultaneously appears to be putting a low weight both on downside growth risks and upside inflation risks over the remainder of 2024.

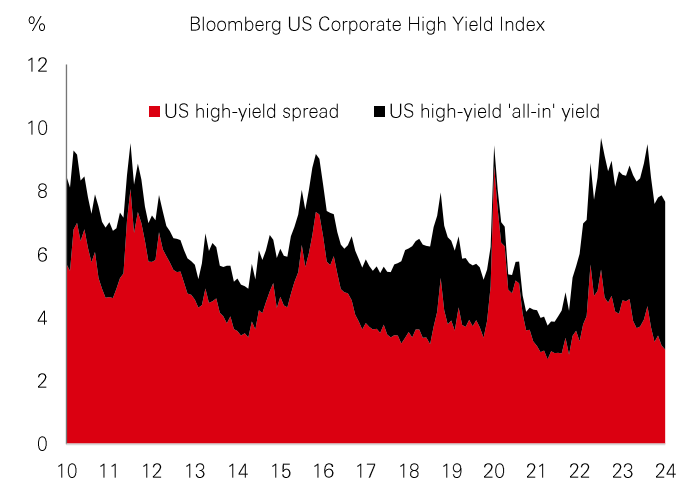


The lure of 'all-in' credit yields

Credit spreads are close to testing multi-decade lows. This weighs on expected returns over the medium-term. But what shields investors is 'all-in yields' are high. That is, much higher policy rates and government bond yields versus the 2010s means corporate bond yields are still at attractive levels. Indeed, many non-investment grade (IG) credit yields exceed historic returns from equity.

Fundamentally, a recovery in corporate profit growth in recent months has supported corporate bond markets. For IG debt, average credit quality has modestly improved with the share of A-rated debt rising at the expense of BBB-rated bonds.

For now, **the lure of all-in yields and a decent profits backdrop keeps credit supported**. But long-term valuations are expensive. This implies a selective and well-researched investment approach is required.



Past performance does not predict future returns. The level of yield is not guaranteed and may rise or fall in the future.

Source: HSBC Asset Management. Macrobond, Bloomberg. Data as at 11am UK time 05 April 2024.



Key Events and Data Releases

Last week

Date	Country	Indicator	Data as of	Actual	Prior
Mon. 1 April	JP	Tankan Large Manufacturers	Q1	11	13
	CN	Caixin Manufacturing PMI	Mar	51.1	50.9
	US	ISM Manufacturing Index	Mar	50.3	47.8
	BR	S&P Global Manufacturing PMI	Mar	53.6	54.1
	MX	S&P Global Manufacturing PMI	Mar	52.2	52.3
	CL	Chile Central Bank Interest Rate Decision	Mar	6.50%	7.25%
Wed. 3 April	CN	Caixin Services PMI	Mar	52.7	52.5
	BR	S&P Global Composite PMI	Mar	55.1	55.1
	EZ	Eurozone CPI (y-o-y)	Mar P	2.4%	2.6%
	US	ISM Services Index	Mar	51.4	52.6
	BR	Industrial production (y-o-y)	Feb	5.0%	3.7%
	US	Fed Chair Powell speech	Apr		
Fri. 5 April	US	Change in Non-Farm Payrolls (000s)	Mar	-	275
	IN	RBI Interest Rate Decision	Mar	6.50%	6.50%

P – Preliminary, Q – Quarterly EZ – Eurozone, MX – Mexico, JP – Japan, BR – Brazil, IN – India, CN – China, CL – Chile

The week ahead

Date	Country	Indicator	Data as of	Survey	Prior
Mon. 8 April	GE	German Industrial Production (y-o-y)	Feb	-7.1%	-5.5%
Tue. 9 April	MX	CPI (y-o-y)	Mar	4.6%	4.4%
Wed. 10 April	NZ	RBNZ Interest Rate Decision	Apr	5.50%	5.50%
	US	CPI (y-o-y)	Mar	3.5%	3.2%
	CA	Bank of Canada Interest Rate Decision	Mar	5.00%	5.00%
	US	FOMC Meeting Minutes	Mar		
Thu. 11 April	CN	CPI (y-o-y)	Mar	0.4%	0.7%
	MX	Industrial Production (y-o-y)	Mar	-	2.9%
	EZ	ECB Interest Rate Decision	Apr	4.00%	4.00%
Fri. 12 April	CN	Trade Balance (USD bns)	Mar	70.2	39.7
	IN	CPI (y-o-y)	Mar	4.9%	5.1%
	IN	Industrial Production (y-o-y)	Feb	6.1%	3.8%
	US	University of Michigan Consumer Confidence Index	Apr P	78.7	79.4

P – Preliminary EZ – Eurozone, GE – Germany, MX – Mexico, NZ – New Zealand, IN – India, CN – China, CA – Canada

Source: HSBC Asset Management. Data as at 11am UK time 05 April 2024.



Heightened geopolitical tensions and rising uncertainty over the US rate outlook drove risk assets lower this week. Core government bonds weakened as US Fed Chair Powell stated the Fed needs “*greater confidence that inflation is moving sustainably towards 2%*” before cutting rates, ahead of key US inflation data. US equities were on the defensive with broad-based weakness. The Euro Stoxx 50 index traded sideways whilst Japan’s Nikkei 225 fell. EM equities fared better than developed markets; the Shanghai Composite Index posted decent gains in a holiday-shortened week on rising optimism that recent policy measures are gaining traction in the Chinese economy. India’s Sensex index also rallied. In commodities, geopolitical tensions and continuing supply uncertainty drove crude oil prices to a six-month high. Gold prices also reached fresh all-time highs, supported by central bank demand.

Disclaimer

This document or video is prepared by The Hongkong and Shanghai Banking Corporation Limited ('HBAP'), 1 Queen's Road Central, Hong Kong. HBAP is incorporated in Hong Kong and is part of the HSBC Group. This document or video is distributed and/or made available, HSBC Bank (China) Company Limited, HSBC Bank (Singapore) Limited, HSBC Bank Middle East Limited (UAE), HSBC UK Bank Plc, HSBC Bank Malaysia Berhad (198401015221 (127776-V))/HSBC Amanah Malaysia Berhad (20080100642 1 (807705-X)), HSBC Bank (Taiwan) Limited, HSBC Bank plc, Jersey Branch, HSBC Bank plc, Guernsey Branch, HSBC Bank plc in the Isle of Man, HSBC Continental Europe, Greece, The Hongkong and Shanghai Banking Corporation Limited, India (HSBC India), HSBC Bank (Vietnam) Limited, PT Bank HSBC Indonesia (HBID), HSBC Bank (Uruguay) S.A. (HSBC Uruguay is authorised and oversought by Banco Central del Uruguay), HBAP Sri Lanka Branch, The Hongkong and Shanghai Banking Corporation Limited – Philippine Branch, HSBC Investment and Insurance Brokerage, Philippines Inc, and HSBC FinTech Services (Shanghai) Company Limited and HSBC Mexico, S.A. Multiple Banking Institution HSBC Financial Group (collectively, the "Distributors") to their respective clients. This document or video is for general circulation and information purposes only.

The contents of this document or video may not be reproduced or further distributed to any person or entity, whether in whole or in part, for any purpose. This document or video must not be distributed in any jurisdiction where its distribution is unlawful. All non-authorised reproduction or use of this document or video will be the responsibility of the user and may lead to legal proceedings. The material contained in this document or video is for general information purposes only and does not constitute investment research or advice or a recommendation to buy or sell investments. Some of the statements contained in this document or video may be considered forward looking statements which provide current expectations or forecasts of future events. Such forward looking statements are not guarantees of future performance or events and involve risks and uncertainties. Actual results may differ materially from those described in such forward-looking statements as a result of various factors. HBAP and the Distributors do not undertake any obligation to update the forward-looking statements contained herein, or to update the reasons why actual results could differ from those projected in the forward-looking statements. This document or video has no contractual value and is not by any means intended as a solicitation, nor a recommendation for the purchase or sale of any financial instrument in any jurisdiction in which such an offer is not lawful. The views and opinions expressed are based on the HSBC Global Investment Committee at the time of preparation and are subject to change at any time. **These views may not necessarily indicate HSBC Asset Management's current portfolios' composition.**

Individual portfolios managed by HSBC Asset Management primarily reflect individual clients' objectives, risk preferences, time horizon, and market liquidity.

The value of investments and the income from them can go down as well as up and investors may not get back the amount originally invested. Past performance contained in this document or video is not a reliable indicator of future performance whilst any forecasts, projections and simulations contained herein should not be relied upon as an indication of future results. Where overseas investments are held the rate of currency exchange may cause the value of such investments to go down as well as up. Investments in emerging markets are by their nature higher risk and potentially more volatile than those inherent in some established markets. Economies in emerging markets generally are heavily dependent upon international trade and, accordingly, have been and may continue to be affected adversely by trade barriers, exchange controls, managed adjustments in relative currency values and other protectionist measures imposed or negotiated by the countries with which they trade. These economies also have been and may continue to be affected adversely by economic conditions in the countries in which they trade. Investments are subject to market risks, read all investment related documents carefully.

This document or video provides a high-level overview of the recent economic environment and has been prepared for information purposes only. The views presented are those of HBAP and are based on HBAP's global views and may not necessarily align with the Distributors' local views. It has not been prepared in accordance with legal requirements designed to promote the independence of investment research and is not subject to any prohibition on dealing ahead of its dissemination. It is not intended to provide and should not be relied on for accounting, legal or tax advice. Before you make any investment decision, you may wish to consult an independent financial adviser. In the event that you choose not to seek advice from a financial adviser, you should carefully consider whether the investment product is suitable for you. You are advised to obtain appropriate professional advice where necessary.

The accuracy and/or completeness of any third-party information obtained from sources which we believe to be reliable might have not been independently verified, hence Customer must seek from several sources prior to making investment decision.

The following statement is only applicable to HSBC Mexico, S.A. Multiple Banking Institution HSBC Financial Group with regard to how the publication is distributed to its customers: This publication is distributed by Wealth Insights of HSBC México, and its objective is for informational purposes only and should not be interpreted as an offer or invitation to buy or sell any security related to financial instruments, investments or other financial product. This communication is not intended to contain an exhaustive description of the considerations that may be important in making a decision to make any change and/or modification to any product, and what is contained or reflected in this report does not constitute, and is not intended to constitute, nor should it be construed as advice, investment advice or a recommendation, offer or solicitation to buy or sell any service, product, security, merchandise, currency or any other asset.

Receiving parties should not consider this document as a substitute for their own judgment. The past performance of the securities or financial instruments mentioned herein is not necessarily indicative of future results. All information, as well as prices indicated, are subject to change without prior notice; Wealth Insights of HSBC Mexico is not obliged to update or keep it current or to give any notification in the event that the information presented here undergoes any update or change. The securities and investment products described herein may not be suitable for sale in all jurisdictions or may not be suitable for some categories of investors.

The information contained in this communication is derived from a variety of sources deemed reliable; however, its accuracy or completeness cannot be guaranteed. HSBC México will not be responsible for any loss or damage of any kind that may arise from transmission errors, inaccuracies, omissions, changes in market factors or conditions, or any other circumstance beyond the control of HSBC. Different HSBC legal entities may carry out distribution of Wealth Insights internationally in accordance with local regulatory requirements.

Important Information about the Hongkong and Shanghai Banking Corporation Limited, India ("HSBC India")

HSBC India is a branch of The Hongkong and Shanghai Banking Corporation Limited. HSBC India is a distributor of mutual funds and referrer of investment products from third party entities registered and regulated in India. HSBC India does not distribute investment products to those persons who are either the citizens or residents of United States of America (USA), Canada, Australia or New Zealand or any other jurisdiction where such distribution would be contrary to law or regulation.

The following statement is only applicable to HSBC Bank (Taiwan) Limited with regard to how the publication is distributed to its customers: HSBC Bank (Taiwan) Limited ("the Bank") shall fulfill the fiduciary duty act as a reasonable person once in exercising offering/conducting ordinary care in offering trust services/ business. However, the Bank disclaims any guarantee on the management or operation performance of the trust business.

The following statement is only applicable to PT Bank HSBC Indonesia ("HBID"): PT Bank HSBC Indonesia ("HBID") is licensed and supervised by Indonesia Financial Services Authority ("OJK"). Customer must understand that historical performance does not guarantee future performance. Investment product that are offered in HBID is third party products, HBID is a selling agent for third party product such as Mutual Fund and Bonds. HBID and HSBC Group (HSBC Holdings Plc and its subsidiaries and associates company or any of its branches) does not guarantee the underlying investment, principal or return on customer investment. Investment in Mutual Funds and Bonds is not covered by the deposit insurance program of the Indonesian Deposit Insurance Corporation (LPS).

Important information on ESG and sustainable investing

In broad terms "ESG and sustainable investing" products include investment approaches or instruments which consider environmental, social, governance and/or other sustainability factors to varying degrees. Certain instruments we classify as sustainable may be in the process of changing to deliver sustainability outcomes. There is no guarantee that ESG and Sustainable investing products will produce returns similar to those which don't consider these factors. ESG and Sustainable investing products may diverge from traditional market benchmarks. In addition, there is no standard definition of, or measurement criteria for, ESG and Sustainable investing or the impact of ESG and Sustainable investing products. ESG and Sustainable investing and related impact measurement criteria are (a) highly subjective and (b) may vary significantly across and within sectors.

HSBC may rely on measurement criteria devised and reported by third party providers or issuers. HSBC does not always conduct its own specific due diligence in relation to measurement criteria. There is no guarantee: (a) that the nature of the ESG / sustainability impact or measurement criteria of an investment will be aligned with any particular investor's sustainability goals; or (b) that the stated level or target level of ESG / sustainability impact will be achieved. ESG and Sustainable investing is an evolving area and new regulations are being developed which will affect how investments can be categorised or labelled. An investment which is considered to fulfil sustainable criteria today may not meet those criteria at some point in the future.

THE CONTENTS OF THIS DOCUMENT OR VIDEO HAVE NOT BEEN REVIEWED BY ANY REGULATORY AUTHORITY IN HONG KONG OR ANY OTHER JURISDICTION.

YOU ARE ADVISED TO EXERCISE CAUTION IN RELATION TO THE INVESTMENT AND THIS DOCUMENT OR VIDEO. IF YOU ARE IN DOUBT ABOUT ANY OF THE CONTENTS OF THIS DOCUMENT OR VIDEO, YOU SHOULD OBTAIN INDEPENDENT PROFESSIONAL ADVICE.

© Copyright 2024. The Hongkong and Shanghai Banking Corporation Limited, ALL RIGHTS RESERVED.

No part of this document or video may be reproduced, stored in a retrieval system, or transmitted, on any form or by any means, electronic, mechanical, photocopying, recording or otherwise, without the prior written permission of The Hongkong and Shanghai Banking Corporation Limited.