

Investment Monthly

Enhance diversification to address uncertainty

April 2025



Key takeaways

- ◆ Amid higher policy uncertainty and an uptick in near-term inflation expectations driven by tariffs, we downgrade US and global equities to neutral and continue to broaden our sector exposure to IT, Communications, Financials, Industrials and Healthcare outside of the Magnificent-7 stocks. We leverage multi-asset strategies and quality bonds to balance risks and opportunities in the current environment and use gold tactically to enhance diversification.
- ◆ We have increased our exposure in Asia with overweight positions in China, India, Singapore and Japan, while the UAE also offers attractive opportunities. With more supportive policies towards AI-led innovation, consumption and the private sector, we raised our China's GDP growth forecast for 2025.
- ◆ While DeepSeek's breakthrough has aroused optimism in the tech space, we believe the downstream AI adopters and applications can better capture the opportunities than the semiconductor and hardware players in Asia, leading us to downgrade Asian IT to neutral and upgrade Consumer Discretionary to overweight. Communications Services should also be a beneficiary with its exposure to the internet, telecom and cloud industries, while Industrials can benefit from the rising demand for digital infrastructure. Asian Financials offer attractive valuations and dividend yield.



Willem Sels
Global Chief Investment Officer,
HSBC Global Private Banking and
Wealth



Lucia Ku
Global Head of Wealth Insights,
HSBC International Wealth and
Premier Banking

Asset class	6-month view	Comment
Global equities	▶↓	While the healthy macro backdrop and innovation remain positive drivers for equities, our reduced exposure to US equities leads to a downgrade of global equities to neutral. We continue to look for opportunities across sectors and markets.
Government bonds	▶↑	Following an upgrade of UK gilts, attractive German government bond real yields warrant our upgrade of DM government bonds to a neutral position. Japanese government bonds remain unattractive from a yield perspective.
Investment grade (IG) corporate bonds	▶	Credit spreads are relatively tight but overall yields are attractive. We continue to see quality bonds as a good way of diversifying multi-asset portfolios by locking in current yields via longer durations.
High yield (HY) corporate bonds	▶	Spreads are tight and do not compensate for the economic risk. We remain selective in high yield bonds with a shorter duration preference for 3-5 years.
Gold	▲	Gold should be well supported by safe-haven flows and risk diversification demand by central banks amid global uncertainty and a more volatile USD.

▲ "Overweight" implies a positive tilt towards the asset class, within the context of a well-diversified, typically multi-asset portfolio.

▼ "Underweight" implies a negative tilt towards the asset class, within the context of a well-diversified, typically multi-asset portfolio.

▶ "Neutral" implies neither a particularly negative nor a positive tilt towards the asset class, within the context of a well-diversified, typically multi-asset portfolio.

Icons: ↑ View on this asset class has been upgraded; ↓ View on this asset class has been downgraded.

Chinese equity views herein are from HSBC GPB and Wealth Global Investment Committee

Talking points

Each month, we discuss 3 key issues facing investors

1. How should investors position their portfolios for tariff risks?

- ◆ While the Magnificent 7 stocks have led the decline of US equities year-to-date, the broader market remains relatively stable. However, policy-driven uncertainty, particularly tariff concerns, has already resulted in lower business and consumer confidence, and could potentially hurt growth prospects. With reduced potential for US equities to outperform and the likelihood of further rotation out of the US in the short term, we downgrade US equities to neutral, leading to a neutral position of global equities as well.
- ◆ Nevertheless, we think any slowdown of US growth and earnings should be mild and temporary and continue to broaden our exposure to the “Forgotten 493” stocks across the technology, communications, industrials, financials and healthcare sectors, driven by long-term structural trends such as re-onshoring, innovation and energy security. We also prefer services over goods to reduce exposure to tariff risks.
- ◆ Multi-asset strategies and quality bonds remain critical to balance risks and opportunities in the current environment. We remain overweight on UK gilts and GBP/EUR investment grade and also upgrade government bonds to neutral on the back of a surge in German Bunds’ real yields. Gold remains a good diversifier amid rising uncertainty.

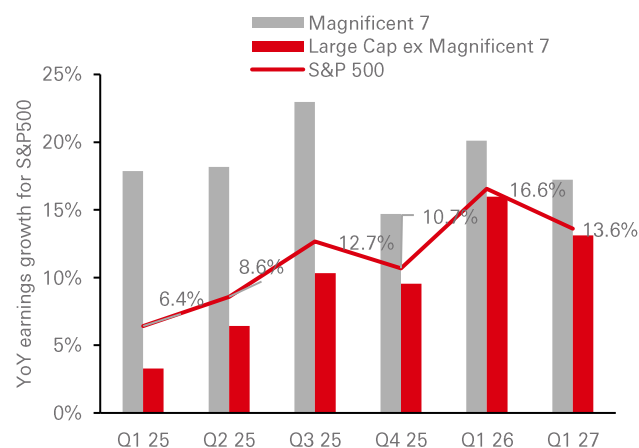
2. Where should investors put their money outside of the US?

- ◆ We continue to diversify into Asia because of its diverse growth drivers and policy-driven momentum. In China, elevated global trade uncertainty has triggered more supportive policies towards AI-led innovation, consumption and the private sector, supporting an upgrade of our China’s GDP growth forecasts for 2025 and 2026, respectively.
- ◆ In Japan, wage growth continues to support the reflation trend while corporate governance reforms present appealing opportunities via increased dividend payouts and share buybacks. India and Singapore are relatively insulated from tariff threats and boast solid structural drivers. The recent pullback in Indian equities presents a tactical opportunity, with the urban tax relief measures as a catalyst.
- ◆ European equities are buoyed by improving earnings expectations around fiscal stimulus but risks around implementation and trade policy persist. So, we remain neutral and look for opportunities in Technology, Industrials, Financials and Healthcare. The UAE has recently been added to our preferred list due to its positive structural growth, improved cyclical momentum and booming housing market.

3. Does technology present the better opportunities in Asia?

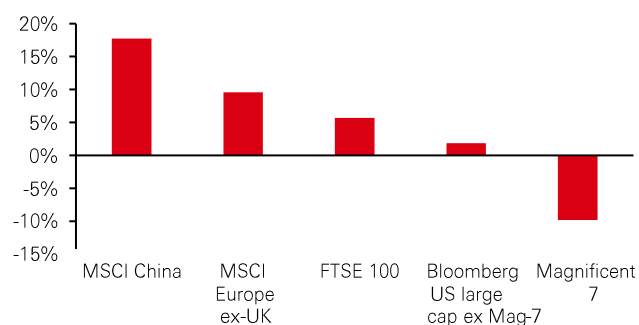
- ◆ The rapid rise of DeepSeek is unlocking a new phase of opportunities across sectors in Asia, restoring business and consumer sentiment. As we believe AI adopters and applications should benefit more than semiconductors and technology hardware from this wave of AI-driven opportunities and are less exposed to US tariff risks, we downgrade Asian IT to neutral.
- ◆ We believe the most direct beneficiaries of accelerating AI adoption should be the consumer discretionary (e-commerce, cloud and EV), and communications services (internet, telecom and cloud) sectors. The former also benefits from China’s forceful consumption-focused stimulus (e.g. 30 special consumption boosting measures). The rising demand for digital infrastructure also makes Industrials a bright spot to invest in.
- ◆ Given attractive valuations at 9.2x for 2025e P/E and a compelling dividend yield at 4%, we move Asian Financials to an overweight position. To capture better opportunities in this space and the consumer discretionary sector, we reduce our exposure to Utilities.

Chart 1: Year-on-year earnings growth is below 10% and may take some time to reaccelerate



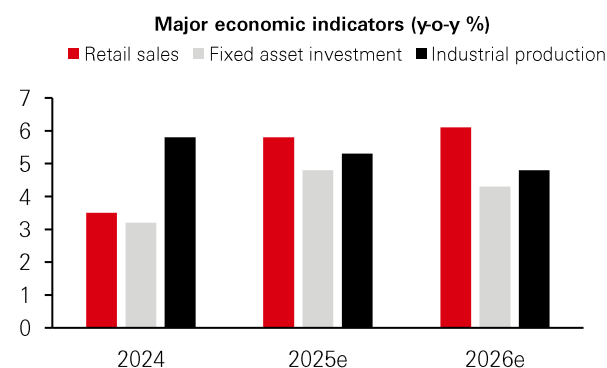
Source: I/B/E/S, HSBC Global Private Banking and Wealth, as at 24 March 2025.

Chart 2: Equities outside of the US have performed better (2025 YTD performance)



Source: Bloomberg, HSBC Global Private Banking and Wealth, as at 24 March 2025. Past performance is not a reliable indicator of future performance.

Chart 3: Consumption is expected to be a key growth driver in 2025 and 2026 in China



Source: HSBC forecasts, HSBC Global Private Banking and Wealth, as at 24 March 2025. Growth in nominal terms for retail sales and fixed asset investment; growth in real term for industrial production.

Asset Class Views

Our latest house view on various asset classes

Asset class	6-month view	Comment
Global equities		
Global	▶↓	While the healthy macro backdrop and innovation remain positive drivers for equities, our reduced exposure to US equities leads to a downgrade of global equities to neutral. We continue to look for opportunities across sectors and markets.
United States	▶↓	Our downgrade is driven by increased tariff and policy uncertainty, which may slow down economic growth. However, we still see selective opportunities in IT, Communications, Financials, Industrials and Healthcare outside of the Mag-7 stocks.
United Kingdom	▶	Despite undemanding valuations, elevated government yields and likely spending cuts are obstacles to UK equities while a slowdown in the housing market weighs on consumer confidence.
Europe ex-UK	▶	Fiscal stimulus optimism driven by increased defence and infrastructure spending efforts should support the improving economic outlook, but trade frictions and slower global growth remain challenges.
Japan	▲	Favourable wage momentum is positive for the reflation trend while corporate governance reforms support stocks. We prefer domestic sectors including banking, consumption and technology.
Emerging Markets (EM)	▶	Market expectations of rates staying high for longer and geopolitical uncertainty are headwinds for EM markets.
EM EMEA	▼	While we see attractive opportunities in the UAE, some economies in the region remain vulnerable to the external headwinds and geopolitical uncertainty. Turkey's political climate is causing some risk aversion among investors.
EM LatAm	▼	We see increased challenges for Mexico, including trade tariffs and the border issues with the US, while Brazil's rate hikes remain a headwind.
Asia ex Japan equities		
Asia ex-Japan	▲	AI innovation, domestic policy support and improved earnings visibility warrant a strong earnings growth outlook for the region led by China, India and Singapore.
Mainland China	▲	Supportive policies towards technological innovation, consumption and private companies remain key growth drivers. We prefer AI enablers and adopters, select consumer companies, and quality SOEs paying high dividends.
India	▲	A rebound in growth provides a backstop for corporate earnings. Valuations have eased and we prefer large-cap stocks in the financials, healthcare and industrials sectors.
Hong Kong SAR, China	▶	Property market overhang and muted retail sales remain headwinds for Hong Kong equities. We prefer quality developers and undervalued high dividend stocks in the insurance and telecom sectors.
Singapore	▲	We remain overweight on Singapore equities due to their attractive valuations and dividend yield.
South Korea	▶	South Korea is not in a strong position to benefit from the accelerating AI adoption trend due to its higher exposure to semiconductors and hardware companies. Policy uncertainty and US tariff exposure remain headwinds.
Taiwan China	▶	US tariff hikes could impose downside risks on semiconductor exports, so we maintain a neutral stance.
Government bonds		
Developed markets (DM)	▶↑	Following an upgrade of UK gilts, attractive German government bond real yields warrant our upgrade of DM government bonds to a neutral position. Japanese government bonds remain unattractive from a yield perspective.
United States	▶	As we believe the Fed will resume policy easing in June based on moderating economic growth in H2, we continue to lock in current yields with a longer duration preference.
United Kingdom	▲	We believe the Bank of England will deliver gradual rate cuts as the last inflation hump is expected to be temporary. UK gilts are attractive due to attractive yields, favourable tax conditions and broader economic uncertainty.
Eurozone	▲↑	German government bond real yields are at the highest level since the European debt crisis. We take the opportunity to add exposure and upgrade our view to overweight.
Japan	▼	Given rising wage growth and policymakers' focus on current economic developments, we expect the Bank of Japan to continue its normalisation policy and hike rates to 1% by Q1 2026. JGB yields remain unattractive in our view.
Emerging Markets (Local currency)	▼↓	Higher bond issuance and a preference for Chinese stocks over bonds amid accelerating growth momentum are unfavourable to Chinese LC bonds while Indonesian LC bonds also face the challenge of high supply expectations.
Emerging Markets (Hard currency)	▶	We remain selective and generally focus on quality. Despite the recent USD weakness, we expect the currency to resume its uptrend in the medium-to-long term.
Corporate bonds		
Global investment grade (IG)	▶	Credit spreads are relatively tight but overall yields are attractive. We continue to see quality bonds as a good way of diversifying multi-asset portfolios by locking in current yields via longer durations.
USD investment grade (IG)	▶	We still expect a few rate cuts this year and see tactical opportunities in financials as well as non-financials.
EUR and GBP investment grade (IG)	▲	While credit spreads remain tight, total yields are attractive compared to history especially for longer-dated bonds. We remain overweight for their income and diversification opportunities.
Asian investment grade (IG)	▶	Against the backdrop of Asian central banks continuing their policy easing, we still favour Japanese and Australian IG bonds, Asian financials and Chinese hard currency corporate bonds in technology, financials and SOEs.
Global high-yield (HY)	▶	Spreads are tight and do not compensate for the economic risk. We remain selective in high yield bonds with a shorter duration preference for 3-5 years.
USD high-yield (HY)	▶	USD high yield provides a substantial overall yield, but equity volatility often feeds through into higher HY bond volatility.
EUR and GBP high-yield (HY)	▶	Even though high yield can offer a good pickup over government bond yields, we remain selective in this space and take shorter duration exposure.
Asian high-yield (HY)	▶	We continue to look for more forceful policy measures to further stabilise the housing market in China and maintain our cautious stance on its property sector. We prefer quality issuers in selective areas, such as Macau gaming in the region.
Commodities		
Gold	▲	Gold should be well supported by safe-haven flows and risk diversification demand by central banks amid global uncertainty and a more volatile USD.
Oil	▶	Any deterioration in global trade and economic activity triggered by US tariffs will prompt oil prices to fall. Spare capacity will also limit the upside.

Sector Views

Global and regional sector views based on a 6-month horizon

Sector	Global	US	Europe	Asia	Comment
Consumer Discretionary	►	►	►	▲↑	US consumers appear to be spending less and more selectively, whereas higher energy bills and inflation have buffeted European consumers. In contrast, Asian consumer sentiment continues to improve. We upgrade the Asian consumer discretionary sector as valuations are attractive relative to their history and other regions. In the West, luxury goods companies appear to be over the worst, but recovery is not guaranteed.
Financials	▲	▲	▲	▲↑	Globally, capital market businesses and large international banks are well positioned to benefit from a pick-up in activity. Net interest income will likely remain elevated as inflation remains stubbornly high, keeping interest rates elevated. Early positive signs show that advisory services, M&A, listings, bond issuance and trading flows are good in H1, if not the full year. Regional banks remain unattractive. We upgrade Asian Financials as we become more positive on China's economy and improving sentiment in the region.
Industrials	▲	▲	▲	▲	Industrials have started the year modestly even as company guidance was upbeat with many segments (machinery, construction, aerospace, trucks, trains and freight) expecting solid YoY growth from robust order books. Digital infrastructure and essential physical infrastructure related businesses seem set to benefit from a pick-up in capital spending.
Information Technology	▲	▲	▲	►↓	We downgrade the Asian IT sector due to its heavy IT hardware exposure, which is facing weak pricing and overcapacity in some areas and prefer software and services. We remain positive on digital infrastructure, data centres, software, etc., but these segments will likely remain volatile as they react to news flow. The roll-out of digitally enabled products and services is generating a upbeat buzz across all sectors, even at this early stage. Some early signs of overcapacity in low-end semiconductors are hurting pricing.
Communications Services	▲	▲	►	▲	In the US, the media and entertainment industry is forecast to have above-average sales and earnings growth for 2025, even after its stellar performance over the past two years. In Europe, the outlook for the telecom services sector is plagued by strong competition, low investment returns and a lack of pan-European scale. In Asia, the sector is more balanced with attractive valuations and easing regulation.
Materials	▼	▼	▼	▼	The demand outlook is expected to remain weak amid a challenging pricing environment. Persistently high energy and feedstock costs will likely squeeze margins and profits. Mining and chemical stock valuations are undemanding, but growth is likely to remain elusive. Tariffs remain a significant risk and are hurting sentiment. Refining, processing and chemical stocks remain unappealing in the short term.
Real Estate	►	►	►	►	Globally, the sector may be at a low point, although some markets and segments offer better potential than others. Retail space and older offices are particularly challenged as alternative consumer purchasing channels evolve and refurbishments costs are high. New office developments and housing are experiencing better supply-demand dynamics. The re-routing of supply chains is driving demand for new facilities in developed and some emerging markets.
Consumer Staples	►	►	►	►	Strong competition and consumers trading down have created a weak pricing environment for companies in many markets. Limited potential for sales growth and margin expansion, combined with high valuations relative to other sectors (in line with history), make the sector unattractive.
Energy	►	►	►	►	Unfavourable supply-demand dynamics are expected to lead to lower oil prices in the next 12 months, although the relatively higher cost of shale gas production may limit output and, therefore, oversupply-induced price declines. Gas demand will likely remain buoyant albeit volatile due to seasonal demand impacting prices. Low valuations, strong cash flow and high dividends somewhat offset the sector's speculative nature.
Healthcare	▲	▲	▲	►	At the end of last year, the market over-reacted to negative news flow and uncertainty regarding US healthcare policy. The sector has struggled to regain its momentum. Valuations are undemanding. The US healthcare sector YoY earnings growth is forecast to lead all other S&P500 sectors in 2025. We remain bullish on European healthcare stocks. In Asia, the outlook remains more mixed, although the region is benefitting from new product announcements and launches.
Utilities	►↓	►	►	►↓	Energy demand trends remain very supportive as many economies undergo electrification of transportation, expansion of digital infrastructure, and rising affluence driving demand for air conditioning, freezers, etc. Utilities are already operating close to capacity, so substantial capital investments are required to upgrade generation capacity and transmission infrastructure. We downgrade the sector in Asia (and as a result global) as we believe there are better growth opportunities elsewhere.

Disclaimer

This document or video is prepared by The Hongkong and Shanghai Banking Corporation Limited ('HBAP'), 1 Queen's Road Central, Hong Kong. HBAP is incorporated in Hong Kong and is part of the HSBC Group. This document or video is distributed and/or made available, HSBC Bank (China) Company Limited, HSBC Bank (Singapore) Limited, HSBC Bank Middle East Limited (UAE), HSBC UK Bank Plc, HSBC Bank Malaysia Berhad (198401015221 (127776-V))/HSBC Amanah Malaysia Berhad (20080100642 1 (807705-X)), HSBC Bank (Taiwan) Limited, HSBC Bank plc, Jersey Branch, HSBC Bank plc, Guernsey Branch, HSBC Bank plc in the Isle of Man, HSBC Continental Europe, Greece, The Hongkong and Shanghai Banking Corporation Limited, India (HSBC India), HSBC Bank (Vietnam) Limited, PT Bank HSBC Indonesia (HBID), HSBC Bank (Uruguay) S.A. (HSBC Uruguay is authorised and oversought by Banco Central del Uruguay), HBAP Sri Lanka Branch, The Hongkong and Shanghai Banking Corporation Limited – Philippine Branch, HSBC Investment and Insurance Brokerage, Philippines Inc, and HSBC FinTech Services (Shanghai) Company Limited and HSBC Mexico, S.A. Multiple Banking Institution HSBC Financial Group (collectively, the "Distributors") to their respective clients. This document or video is for general circulation and information purposes only.

The contents of this document or video may not be reproduced or further distributed to any person or entity, whether in whole or in part, for any purpose. This document or video must not be distributed in any jurisdiction where its distribution is unlawful. All non-authorised reproduction or use of this document or video will be the responsibility of the user and may lead to legal proceedings. The material contained in this document or video is for general information purposes only and does not constitute investment research or advice or a recommendation to buy or sell investments. Some of the statements contained in this document or video may be considered forward looking statements which provide current expectations or forecasts of future events. Such forward looking statements are not guarantees of future performance or events and involve risks and uncertainties. Actual results may differ materially from those described in such forward-looking statements as a result of various factors. HBAP and the Distributors do not undertake any obligation to update the forward-looking statements contained herein, or to update the reasons why actual results could differ from those projected in the forward-looking statements. This document or video has no contractual value and is not by any means intended as a solicitation, nor a recommendation for the purchase or sale of any financial instrument in any jurisdiction in which such an offer is not lawful. The views and opinions expressed are based on the HSBC Global Investment Committee at the time of preparation and are subject to change at any time. **These views may not necessarily indicate HSBC Asset Management's current portfolios' composition. Individual portfolios managed by HSBC Asset Management primarily reflect individual clients' objectives, risk preferences, time horizon, and market liquidity.**

The value of investments and the income from them can go down as well as up and investors may not get back the amount originally invested. Past performance contained in this document or video is not a reliable indicator of future performance whilst any forecasts, projections and simulations contained herein should not be relied upon as an indication of future results. Where overseas investments are held the rate of currency exchange may cause the value of such investments to go down as well as up. Investments in emerging markets are by their nature higher risk and potentially more volatile than those inherent in some established markets. Economies in emerging markets generally are heavily dependent upon international trade and, accordingly, have been and may continue to be affected adversely by trade barriers, exchange controls, managed adjustments in relative currency values and other protectionist measures imposed or negotiated by the countries with which they trade. These economies also have been and may continue to be affected adversely by economic conditions in the countries in which they trade. Investments are subject to market risks, read all investment related documents carefully.

This document or video provides a high-level overview of the recent economic environment and has been prepared for information purposes only. The views presented are those of HBAP and are based on HBAP's global views and may not necessarily align with the Distributors' local views. It has not been prepared in accordance with legal requirements designed to promote the independence of investment research and is not subject to any prohibition on dealing ahead of its dissemination. It is not intended to provide and should not be relied on for accounting, legal or tax advice. Before you make any investment decision, you may wish to consult an independent financial adviser. In the event that you choose not to seek advice from a financial adviser, you should carefully consider whether the investment product is suitable for you. You are advised to obtain appropriate professional advice where necessary.

The accuracy and/or completeness of any third-party information obtained from sources which we believe to be reliable might have not been independently verified, hence Customer must seek from several sources prior to making investment decision.

The following statement is only applicable to HSBC Mexico, S.A. Multiple Banking Institution HSBC Financial Group with regard to how the publication is distributed to its customers: This publication is distributed by Wealth Insights of HSBC México, and its objective is for informational purposes only and should not be interpreted as an offer or invitation to buy or sell any security related to financial instruments, investments or other financial product. This communication is not intended to contain an exhaustive description of the considerations that may be important in making a decision to make any change and/or modification to any product, and what is contained or reflected in this report does not constitute, and is not intended to constitute, nor should it be construed as advice, investment advice or a recommendation, offer or solicitation to buy or sell any service, product, security, merchandise, currency or any other asset.

Receiving parties should not consider this document as a substitute for their own judgment. The past performance of the securities or financial instruments mentioned herein is not necessarily indicative of future results. All information, as well as prices indicated, are subject to change without prior notice; Wealth Insights of HSBC Mexico is not obliged to update or keep it current or to give any notification in the event that the information presented here undergoes any update or change. The securities and investment products described herein may not be suitable for sale in all jurisdictions or may not be suitable for some categories of investors.

The information contained in this communication is derived from a variety of sources deemed reliable; however, its accuracy or completeness cannot be guaranteed. HSBC México will not be responsible for any loss or damage of any kind that may arise from transmission errors, inaccuracies, omissions, changes in market factors or conditions, or any other circumstance beyond the control of HSBC. Different HSBC legal entities may carry out distribution of Wealth Insights internationally in accordance with local regulatory requirements.

Important Information about the Hongkong and Shanghai Banking Corporation Limited, India ("HSBC India")

HSBC India is a branch of The Hongkong and Shanghai Banking Corporation Limited. HSBC India is a distributor of mutual funds and referrer of investment products from third party entities registered and regulated in India. HSBC India does not distribute investment products to those persons who are either the citizens or residents of United States of America (USA), Canada or New Zealand or any other jurisdiction where such distribution would be contrary to law or regulation.

The following statement is only applicable to HSBC Bank (Taiwan) Limited with regard to how the publication is distributed to its customers: HSBC Bank (Taiwan) Limited ("the Bank") shall fulfill the fiduciary duty act as a reasonable person once in exercising offering/conducting ordinary care in offering trust services/ business. However, the Bank disclaims any guarantee on the management or operation performance of the trust business.

The following statement is only applicable to PT Bank HSBC Indonesia ("HBID"): PT Bank HSBC Indonesia ("HBID") is licensed and supervised by Indonesia Financial Services Authority ("OJK"). Customer must understand that historical performance does not guarantee future performance. Investment product that are offered in HBID is third party products, HBID is a selling agent for third party product such as Mutual Fund and Bonds. HBID and HSBC Group (HSBC Holdings Plc and its subsidiaries and associates company or any of its branches) does not guarantee the underlying investment, principal or return on customer investment. Investment in Mutual Funds and Bonds is not covered by the deposit insurance program of the Indonesian Deposit Insurance Corporation (LPS).

Important information on ESG and sustainable investing

Today we finance a number of industries that significantly contribute to greenhouse gas emissions. We have a strategy to help our customers to reduce their emissions and to reduce our own. For more information visit www.hsbc.com/sustainability.

In broad terms "ESG and sustainable investing" products include investment approaches or instruments which consider environmental, social, governance and/or other sustainability factors to varying degrees. Certain instruments we classify as sustainable may be in the process of changing to deliver sustainability outcomes. There is no guarantee that ESG and Sustainable investing products will produce returns similar to those which don't consider these factors. ESG and Sustainable investing products may diverge from traditional market benchmarks. In addition, there is no standard definition of, or measurement criteria for, ESG and Sustainable investing or the impact of ESG and Sustainable investing products. ESG and Sustainable investing and related impact measurement criteria are (a) highly subjective and (b) may vary significantly across and within sectors.

HSBC may rely on measurement criteria devised and reported by third party providers or issuers. HSBC does not always conduct its own specific due diligence in relation to measurement criteria. There is no guarantee: (a) that the nature of the ESG / sustainability impact or measurement criteria of an investment will be aligned with any particular investor's sustainability goals; or (b) that the stated level or target level of ESG / sustainability impact will be achieved. ESG and Sustainable investing is an evolving area and new regulations are being developed which will affect how investments can be categorised or labelled. An investment which is considered to fulfil sustainable criteria today may not meet those criteria at some point in the future.

THE CONTENTS OF THIS DOCUMENT OR VIDEO HAVE NOT BEEN REVIEWED BY ANY REGULATORY AUTHORITY IN HONG KONG OR ANY OTHER JURISDICTION.

YOU ARE ADVISED TO EXERCISE CAUTION IN RELATION TO THE INVESTMENT AND THIS DOCUMENT OR VIDEO. IF YOU ARE IN DOUBT ABOUT ANY OF THE CONTENTS OF THIS DOCUMENT OR VIDEO, YOU SHOULD OBTAIN INDEPENDENT PROFESSIONAL ADVICE.

© Copyright 2025. The Hongkong and Shanghai Banking Corporation Limited, ALL RIGHTS RESERVED.

No part of this document or video may be reproduced, stored in a retrieval system, or transmitted, on any form or by any means, electronic, mechanical, photocopying, recording or otherwise, without the prior written permission of The Hongkong and Shanghai Banking Corporation Limited.